



CONCRETE COATINGS *Acid Stain*

Chemical Stain For Concrete



Features

- ◆ Antiqued Marble Effect
- ◆ Easy to Apply and Maintain
- ◆ Elegant, Durable & Versatile
- ◆ Cost Efficient



CONCRETE COATINGS *Tips*

Coverage

One gallon will cover approximately 200-300 square feet of concrete surface, depending on saturation.

Equipment & Supplies

Plastic pump sprayer. Disposable chip brush's. Plastic container's (1-2 quart). Medium bristle push broom. Wet vacuum. Squeegee. String mop & mop bucket. DO NOT use metal sprayers for stain application. The acidic chemicals will destroy most metal parts.

Concrete Preparation & Evaluation

All concrete should be fully cured, 28 days. Concrete must be free of sealers, paint, oil, mastic, or anything that would interfere with the reaction of the stain. The sub surface should be well drained to avoid having hydrostatic pressure. Floor moisture conditions should be evaluated.

One of the keys to a successful acid stain application is a very clean surface. For best results, the surface should be scrubbed with a low suds cleaner and water using a powered floor buffing machine. Power troweled (burnished) floors may need to be lightly sanded to open up the surface. Mop all residue from the floor until rinse water remains clear. Do not use muriatic or hydrochloric acid for cleaning the floor prior to an acid stain application. Use of acid or other similar chemicals will reduce the reaction of the stain. Acid stains do not have the same effect on all floors. Older and worn concrete or concrete that may receive large amounts of running water may have little or no chemical reaction.

Application

Remember that chemical acid stains will react differently on all concrete surfaces. Due to the unique nature of acid stains, it is highly recommended that small representative samples be applied in an inconspicuous area to determine how the stain will react with the actual concrete. Colors should never be chosen from any test areas except on the actual concrete, at the jobsite in which the stain is to be applied. The color in the bottle is not the same as it will look on concrete once the stain has dried and reacted with the concrete. All stains can be diluted up to 50% with water for lighter color variations. We recommend that you pre-moisten the concrete with a pump sprayer filled with water prior to application of stain. Make sure to protect surrounding areas with plastic or masking before stain application. Always start with light colors and work toward dark colors. Spray stain in a small circular pattern maintaining an even consistent coverage of the surface. A fizzing will occur as the stain reacts with the concrete; this is normal and actually a good sign. Continue and complete floor, keeping a wet edge as to reduce application marks. Scrubbing with a stiff acid brush and re-spraying may be necessary to help the stain penetrate the floor. Stain reaction and color usually occurs in 2-4 hours.

Neutralizing & Cleaning

A chalky residue will appear on the concrete surface after it dries, and is normal. Spray 10:1 water to ammonia solution, T.S.P or baking soda over the entire surface with a pump sprayer to neutralize any remaining acidic residue. Eliminate residue by scrubbing the floor with a stiff broom, then mop, vacuum, or squeegee the floor clean. Rinse water may cause discoloration so be careful to not spill. Continue mopping until mop water remains completely clear. The key is to eliminate all residue from the floor to achieve proper bonding of sealer.

Avoid spilling on greenery or surrounding areas. Dispose of this waste according to local, state and/or federal requirements. Note: Color can be determined at this point. If color is too dark or too light, now is the time to address it. Another coat of stain can be applied to darken the surface, or the surface can be scrubbed aggressively with soft pads to remove some of the concentration.

Sealing

Wait at least 24 hours before sealing. Pay particular attention to control joints and wall lines as they retain water for very long periods of time. Using warm air will expedite drying. Do not apply sealer of any kind until all moisture is removed; this can cause whitening of most sealers that can be difficult to remedy. Sweep or gently vacuum the surface before applying the sealer to remove any fine debris. All Concrete Coatings Inc. sealers are compatible with acid stains. Choose SuperSeal 2000, acrylic for an easy to use semi-gloss finish. You may also use Concrete Coatings Inc. Gem-Kote, Saf-T-Seal, SuperGlaze VOC, SuperGlaze 3600, SuperSeal 20WB, SuperGlaze WBU, Shield 50 or UV Shield depending on your desired look and area usage requirements. Water based sealers or clear coat epoxy are generally used inside. Always apply many coats of Dura Wax over your choice of sealers to provide a sacrificial layer. This will provide for easy floor maintenance. Please contact Concrete Coatings Inc. for the best sealer for your particular job.

Concrete Coatings Inc. recommends testing areas in different sections of the concrete to determine how the stain may react. Even within the same batch of concrete, there may be variations in how the stain reacts, which may create a variation in color. When using Turquoise, Jade or Olive, contact with a lot of water will darken the stained surface over time. Use of a calcium chloride test or relative humidity test is recommended to determine moisture vapor emission (MVER) rates. Do not exceed 3 lbs per 1000 square feet. Contact technical support for information on obtaining this testing equipment. Concrete Coatings Inc. does not warranty materials affected by MVT levels in excess of this amount.

Warranty

This product is intended for use by licensed contractors and installers, knowledgeable and trained in the use of these products. It is warranted to be of uniform quality, within manufacturing tolerances. The manufacturer has no control over the use of this product, therefore, no warranty, expressed or implied, is or can be made either as to the affects or as results of such use. Product proved to be defective will be replaced. The end user shall be responsible for determining products suitability and assumes all risks and liability. There are no other warranties by Concrete Coatings Inc. of any nature, expressed or implied, including any warranty of merchantability or fitness for a particular purpose in connection with this product. Concrete Coatings Inc. shall not be liable for damages of any sort, including remote or consequential damages, resulting from any claimed breach of warranty, whether expressed or implied, from any other cause whatsoever. Concrete Coatings Inc. will not be responsible for use of this product in a manner to infringe on any patent held by others.

Cautions: Keep Out of Reach of Children.

Before using or handling, read the Material Safety Data Sheet and Warranty. DO NOT TAKE INTERNALLY. Avoid contact with skin and eyes. Use only with adequate ventilation and use a respirator when levels are above application limits.




CONCRETE COATINGS
restore • re-invent • revive™



CONCRETE COATINGS *Acid Stain*

Chemical Stain For Concrete

Available in multiple colors. The perfect choice for any concrete surface, inside or out, commercial or residential.




CS-600 *Ebony*




CS-700 *Mission Brown*



CS-1000 *Walnut*



CS-1100 *Weathered Terracotta*



CS-900 *Olive*




CS-500 *Mahogany*



CS-400 *Caramel*



CS-100 *Jade*



CS-300 *Coffee*



CS-800 *Amber*



CS-200 *Turquoise*



This color chart is a representation only and does not guarantee that the final color will be an exact match or even reasonably close to the sample. The colors produced will rely heavily on skill, practice and experimentation. **Each concrete slab will react differently.** Application methods and age of the concrete will result in different tones or hues and in the case of very old concrete; the stain may have little or no reaction. Even in a controlled environment, cements, aggregates, water content, and concrete curing methods will contribute to different results. Test sections should be done to verify suitability and appearance prior to general application.



For technical assistance please call

800-443-2871

www.ConcreteCoatingsInc.com